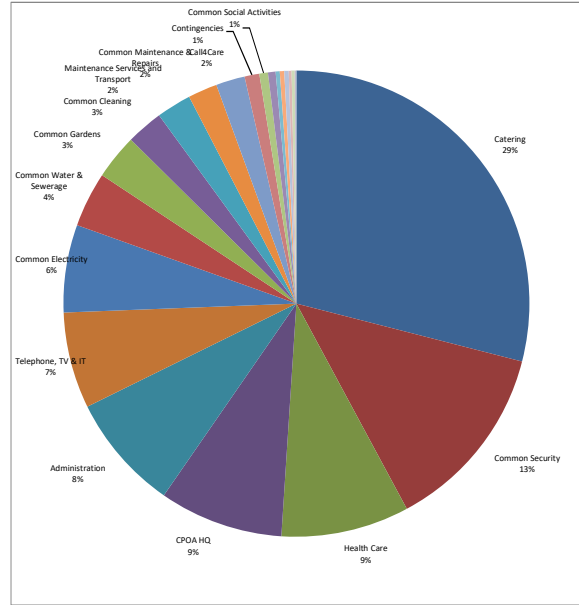




MHOA LEVY BREAKDOWN 2018/19

Catering	R	1,434	29.00%
Common Security	R	650	13.14%
Health Care	R	440	8.90%
CPOA HQ	R	425	8.59%
Administration	R	400	8.09%
Telephone, TV & IT	R	330	6.67%
Common Electricity	R	300	6.07%
Common Water & Sewerage	R	190	3.84%
Common Gardens	R	155	3.13%
Common Cleaning	R	125	2.53%
Maintenance Services and Transport	R	120	2.43%
Common Maintenance & Repairs	R	100	2.02%
Call4Care	R	100	2.02%
Contingencies	R	50	1.01%
Common Social Activities	R	30	0.61%
Fixed Assets Under R5000.00	R	25	0.51%
Subscriptions	R	15	0.30%
Insurance Expenses	R	15	0.30%
Auditors	R	15	0.30%
Common Pest Control	R	10	0.20%
Legal Expenses	R	10	0.20%
Bank Charges	R	5	0.10%
Interest Paid	R	1	0.02%
MHOA Levy	R	4,945	



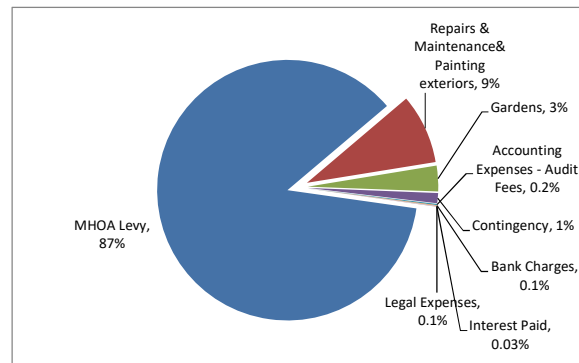
NOTE: Levies are subject to confirmation by the Master Home Owners Association Trustees at the 2018 AGM
Levies are valid until 31 March 2019



HOA LEVY BREAKDOWN 2018/19

AVERAGE HOA Levy Breakdown

MHOA Levy	R	4,945	87%
Repairs & Maintenance& Painting exteriors	R	493	9%
Gardens	R	182	3%
Contingency	R	73	1%
Accounting Expenses - Audit Fees	R	9	0.2%
Bank Charges	R	5	0.1%
Legal Expenses	R	4	0.1%
Interest Paid	R	2	0.03%
Average HOA Levy	R	5,712	



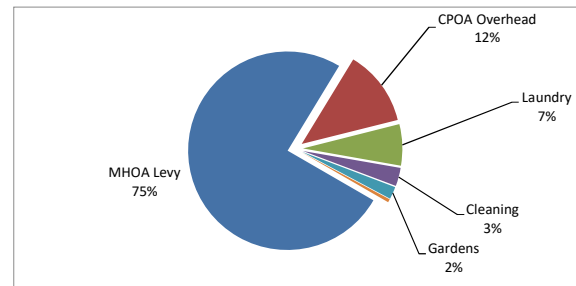
NOTE: Levies are subject to confirmation by the Master Home Owners Association Trustees at the 2018 AGM
Levies are valid until 31 March 2019



CPOA LIFE RIGHT LEVY BREAKDOWN 2018/19

CAPE PENINSULA ORGANISATION FOR THE AGED (LIFE RIGHTS) AVERAGE CPOA Levy Breakdown

MHOA Levy	R	4,945	75%
CPOA Overhead	R	809	12%
Laundry	R	440	7%
Cleaning	R	194	3%
Gardens	R	135	2%
Contingency	R	35	1%
Average Life Right Levy	R	6,559	



Actual CPOA Levy determination:
Fixed Portion **R 5,615**
PLUS: Variable portion per square meter **R 9.89**

NOTE: Levies are subject to confirmation by the Master Home Owners Association Trustees at the 2018 AGM
Levies are valid until 31 March 2019